

KC/BSN-ENV/: 176

5<sup>th</sup> Dec, 2024

To,  
The Environmental Engineer  
T.S. Pollution Control Board,  
Regional Office - Ramagundam,  
Special C-3, NTPC - TTS  
Jyothinagar - 505215,  
Dist.: -Peddapalli,  
Telangana.

Dear Sir,

**Sub:** Submission of Fly Ash Generation & Utilization – Reg.

**Ref:** Consent Order No: 220523405830, Dated: 16.03.2022 Valid up to 31.12.2026.


\*\*\*\*

With reference to the subject matter cited above, we are herewith submitting the Fly Ash Generation and Utilization details in the prescribed formats for the Month of **Nov - 2024** of Kesoram Cements and CPP –Basantnagar works.

This is for your kind information and acknowledgement, please.

Thanking you sir,

Yours sincerely  
For Kesoram Cements Factory, Basantnagar Works



**P. Partha Sarathy**  
Factory Manager

Encl: Fly Ash Generation & Utilization details (Format –I Monthly & Format-II YTD)

P+91 8728 228121/129/152  
F+91 8728 228160

Corporate Office :  
E : corporate@kesoram.net

Cement Division Unit of Kesoram Industries Limited  
Unit : Basantnagar, Works : Post Basantnagar - 505 187,  
Dist : Peddapalli, Telangana

Registered Office : Birla Building, 8th Floor, 9/1, R.N. Mukherjee Road, Kolkata-700 001,  
CIN - L17119WB1919PLC003429




## KESORAM CEMENT: BASANTNAGAR

Prop: Kesoram Industries Ltd

### QUANTITY OF FLY ASH UTILIZED FOR MANUFACTURE OF CEMENT

S.NO	Month	Quantity of Fly ash Storage at the starting of the month (MT)	Quantity of Fly Ash Received during the month From TPPs (MT)	Quantity of Fly Ash Utilized during the month (MT)	Quantity of Fly ash Storage at the end of the month (MT)	Remarks
1	Nov-24	5096.50	23912.31	22373.23	6635.58	

  
P. Partha Sarathy  
Factory Manager

## Format I

FOR THE MONTH OF – November 2024

S.No	Name & Address of TPP	Year of Establishment	Installed capacity in MW	Ash generation in Tons/month			Provision made for collection of fly ash in %	Qty. of ash Utilized Tons/month			% of ash utilized in Tons /month			Constraints if any for meeting the minimum mandate of fly ash utilization
				Bottom ash	Dry ESP fly ash	Total ash		Bottom ash	Dry ESP fly ash	Total fly ash	Bottom ash	Dry ESP fly ash	Total fly ash	
1.	Kesoram Captive Thermal Power Plant	1997	15 MW	1099.43	1255.31	2354.74	100 %	1099.43	1255.31	2354.74	100 %	100 %	100 %	--


*[Handwritten Signature]*

Signature of the Consumer

## Format-II

### Ash utilization Report

S.No	Name of TPP	Ash generation in MT/ Month	Ash utilization for the Month of November 2024								Total ash utilized during the Month	Percentage of ash utilized during the Month	Cumulative fly ash generation From April 24 to November 2024	Cumulative fly ash utilization From April 24 to November 2024	Cumulative % of fly ash utilization From April 24 to November 2024
			Supplied to cement Plants (MT)	Brick manufacturing (MT)	Building material units ( like blocks, tiles) other than bricks &cements (MT)	Filling of low lying area land filling (MT)	Utilized by farmers	Back filling or stowing of Mines	Road or fly over bridge Embankment	Any other Use					
1.	Kesoram Captive Thermal Power Plant	2354.74	1255.31	1099.43	--	--	--	0	--	0	2354.74	100 %	19459.96	19459.96	100 %

  
Signature of the Consumer